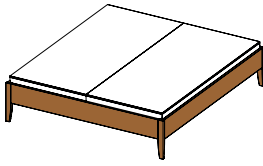


sesam beds



BSE BA

sesam bed base

bed sides lamellar finger-joint or long listel

types of wood: alder, beech, beech heartwood, oak, cherry, walnut, oak white oil


dimensions of lying surface:

| h | normal 43 comfort 50 | | | | | | |
|---|------------------------|-----|-----|-----|-----|-----|-----|
| w | 90 | 100 | 120 | 140 | 160 | 180 | 200 |
| l | 190 | 200 | 210 | 220 | | | |

All indicated widths and lengths can be combined.

total width = width of lying surface + 6 cm

total length = length of lying surface + 7 cm



BSE 55

sesam bed vertical slats

bed sides lamellar finger-joint or long listel

optional footboard with frame or with wooden center panel

types of wood: alder, beech, beech heartwood, oak, cherry, walnut, oak white oil


dimensions of lying surface:

| h | normal 43 comfort 50 | | | | | | |
|---|------------------------|-----|-----|-----|-----|-----|-----|
| w | 90 | 100 | 120 | 140 | 160 | 180 | 200 |
| l | 190 | 200 | 210 | 220 | | | |

All indicated widths and lengths can be combined.

total width = width of lying surface + 6 cm

total length = length of lying surface + 12 cm



BSE SW

sesam bed horizontal slats

bed sides lamellar finger-joint or long listel

optional footboard with frame or with wooden center panel

types of wood: alder, beech, beech heartwood, oak, cherry, walnut, oak white oil


dimensions of lying surface:

| h | normal 43 comfort 50 | | | | | | |
|---|------------------------|-----|-----|-----|-----|-----|-----|
| w | 90 | 100 | 120 | 140 | 160 | 180 | 200 |
| l | 190 | 200 | 210 | 220 | | | |

All indicated widths and lengths can be combined.

total width = width of lying surface + 6 cm

total length = length of lying surface + 12 cm



BSE H0

sesam bed with wooden headboard

bed sides lamellar finger-joint or long listel

optional footboard with frame or with wooden center panel

types of wood: alder, beech, beech heartwood, oak, cherry, walnut, oak white oil

dimensions of lying surface

| h | normal 43 comfort 50 | | | | | | |
|---|------------------------|-----|-----|-----|-----|-----|-----|
| w | 90 | 100 | 120 | 140 | 160 | 180 | 200 |
| l | 190 | 200 | 210 | 220 | | | |

All indicated widths and lengths can be combined.

total width = width of lying surface + 6 cm

total length = length of lying surface + 12 cm

inlay depth = 19 cm

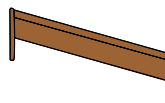


normal height
43 cm



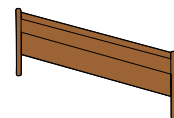
comfort height
50 cm

optional footboard for all sesam models



footboard with frame

| h | 49 56 | | | | | | |
|---|---------|-----|-----|-----|-----|-----|-----|
| w | 96 | 106 | 126 | 146 | 166 | 186 | 206 |



footboard with frame and wooden top

| h | 65.6 72.6 | | | | | | |
|---|-------------|-----|-----|-----|-----|-----|-----|
| w | 96 | 106 | 126 | 146 | 166 | 186 | 206 |

types of wood

Unless stated otherwise, all wooden surfaces are finished with natural oil.

A detailed list of the wood types available for this product can be found on page 1.



alder



beech



beech heartwood



oak



wild oak*



cherry



walnut



wild walnut*



oak white oil



wild oak white oil*



swiss pine not oiled**

colour patterns

Wood is one of the most noble, beautiful and versatile natural products we have. Every piece of wood is unique. Differences in colour are a result of the wood's structure and place of origin. Similarly, the age of the piece of furniture will determine its colour, as natural factors in your home's environment (e.g. sunlight) can change the surface colour. When your order specifies a particular colour, we do our best to match it. But minor variations in wood, glass, fabric or leather are inevitable. An exact colour match will never be possible.

*wild wood versions only available on fronts

**swiss pine only available for selected items; finished with natural oil on request