

# Technical part

---



// Wooden inner frame

// Spring system: Glass fibre-reinforced plastic female connectors

// **Seat comfort „Lounge Plus“**

Seat made from layers of high quality cold foam with several variations in thickness and hardness available, with a polyester fleece cover

// **Seat comfort „Lounge Deluxe“**

Seat made of high-quality cold foam, built up in coordinated layers, covered with a mat consisting of 20% viscose foam and 80% microfibres and a non-woven polyester cover

// Back pad in polyurethane foam

// Back cover quilted underneath with polyester nonwoven

// Upholstery cover glued-on non-woven polyester

// Downy back cushion, in compartments, with filling made from 100 % microfibers

// Seat height options 41 cm or 44 cm

// Cast foot metal, Smooth aluminium, powder-coated, matt, optionally:

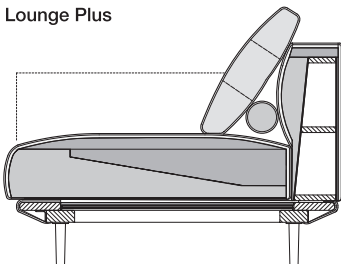
- › RAL 9017 Traffic black
- › RAL 7022 Umbra grey
- › Ochre-beige metallic

! Due to the way the furniture is designed, and its comfort level, some wrinkles and sitting pressure indentations are inevitable, even in top quality Rolf Benz upholstered furniture. All dimensions are approximate.

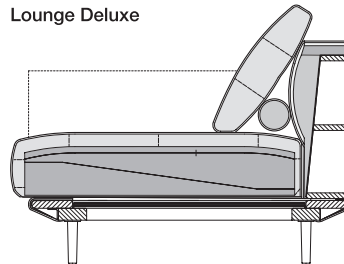


Seat heights available

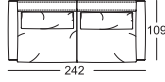
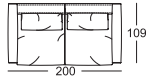
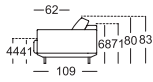
Lounge Plus



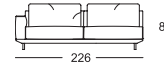
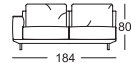
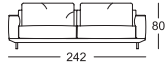
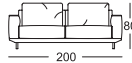
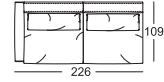
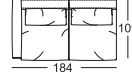
Lounge Deluxe



**Sofa  
(SOB)**



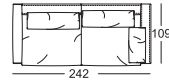
**Sectional sofa\*  
(ASO\*)**



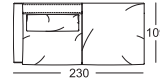
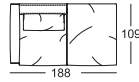
**Footstool  
(PSZ\*)**



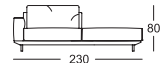
**Corner modular  
sofa element\* (E-ASO\*)**



**Sectional sofa  
with fixed footstool\*  
(ASO-PSZ\*)**



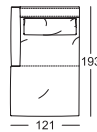
**Sectional chair  
(ASE)**



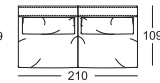
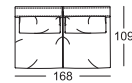
**Closing chair\*  
(ASS\*)**



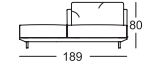
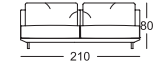
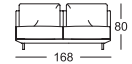
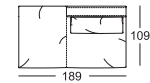
**Closing chair  
with fixed footstool\*  
(ASS-PSZ\*)**



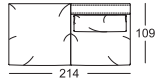
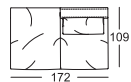
**Sectional sofa  
(ARB)**



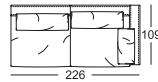
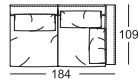
**Sectional sofa  
with fixed footstool\*  
(ARB-PSZ\*)**



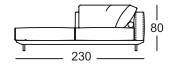
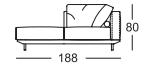
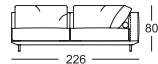
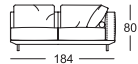
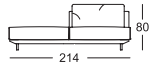
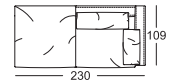
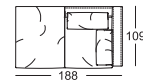
**Sectional sofa with  
upholstered bench element\*  
(ARB-PB\*)**



**Corner sectional sofa\*  
(E-ARB\*)**



**Corner sectional sofa with  
upholstered bench element\*  
(E-ARB-PB\*)**



**High back cushion  
(H-RUK)**



**High roll  
(H-RO)**



**Back cushion low  
(N-RUK)**



**Back pad  
(RU-Polster)**



\*These elements are only shown in the left version. They are also available in the right version.

# Matching

---



Rolf Benz **932**

// Coffee table/nesting table

› Solid wood:

80 x 80 cm: Height 42 cm,

120 x 80 cm: Height 37 cm

› Glass:

80 x 80 cm: Height 40 cm,

120 x 80 cm: Height 35 cm

// Table top:

› Solid wood, clear varnish:

oak, stained black oak  
or American walnut

› Glass: parsol glass grey

// Frame:

Smooth steel square tubing,  
painted, painted in matt:

RAL 9017 traffic black,

RAL 7022 umbra grey,

ochre-beige metallic



Rolf Benz **933**

// Interlocking table/add-on

table/shelving coordinating with  
Rolf Benz VOLO. The interlocking  
tables/add-on tables can be connected  
as intermediate elements or positioned  
free-standing of the sofa. The shelving  
can be positioned to the rear or to the  
side of the sofa

› Interlocking table/add-on table:

Height 37 or 40 cm:

› 100 x 40 cm

Shelving:

Height 55 or 58 cm:

100 x 30 cm

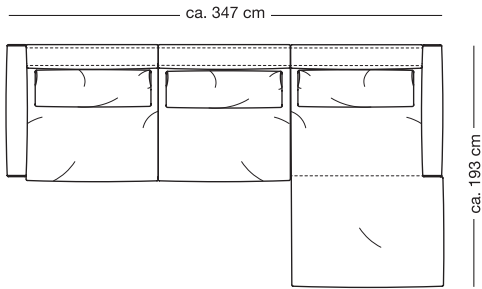
// Material:

Solid wood, clear varnish:

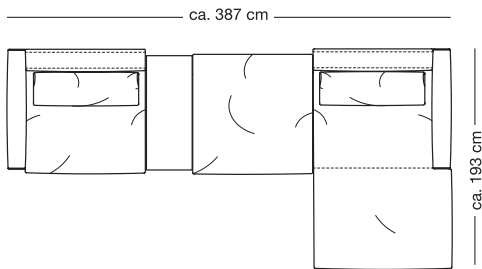
oak, stained black oak  
or American walnut

# Combination examples

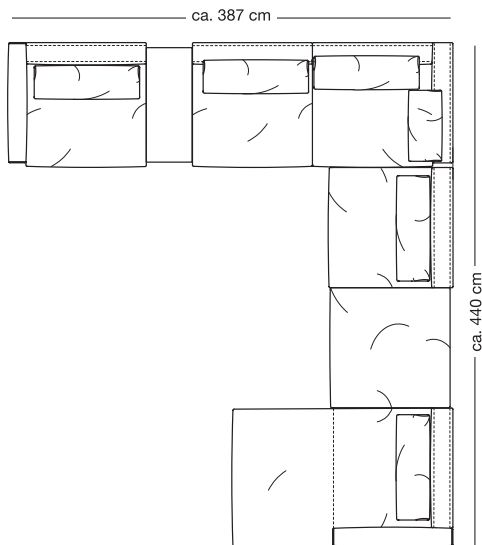
---



ASO VOLO 226 le.  
ASS-PSZ VOLO 121 ri.



ASO VOLO 121 le.  
Interlocking table 933  
PSZ VOLO 105  
ASS-PSZ VOLO 121 ri.



ASO VOLO 121 le.  
Interlocking table 933  
E-ARB VOLO 226 le.  
ARB VOLO 530 105  
PSZ VOLO 105  
ASS-PSZ VOLO 121 ri.

\*These elements are only shown in the left version. They are also available in the right version.

