

TECHNICAL DATA

ROLF BENZ 318 LINEA



**ROLF
BENZ**

- Wooden inner frame
- Nosag spring support
- Cover quilted underneath with non-woven polyester
- Back in polyurethane foam

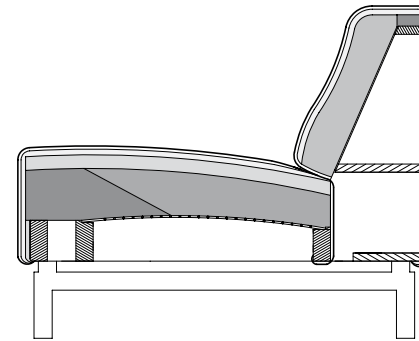
Classic

- Seat in polyurethane foam, built up in coordinated layers varying in height and firmness

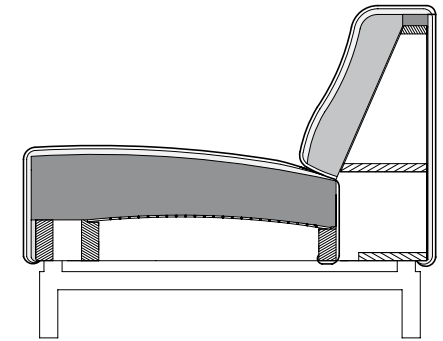
Lounge plus:

- Seat of top-grade cold foam
- Brace metal optionally:
- Stainless steel
- Smooth steel, powder-coated, matt RAL 9017 traffic black
- Conical base, clear varnish, optionally:
- Oak
- Oak, black pigmented
- American walnut

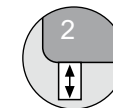
Classic



Lounge plus



Seat heights available

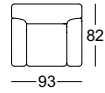
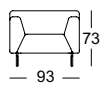


Due to the way the furniture is designed, and its comfort level, some wrinkles and sitting pressure indentations are inevitable, even in top quality Rolf Benz upholstered furniture.

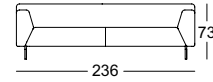
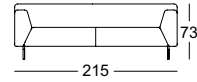
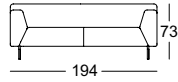
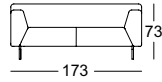
All dimensions are approximate.

**ROLF
BENZ**

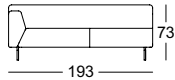
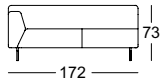
Armchair



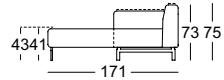
Sofa



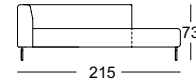
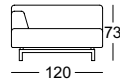
Sectional sofa*



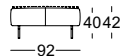
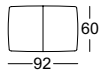
Closing chair with fixed footstool*



Corner sectional sofa with fixed footstool*



Upholstered bench element



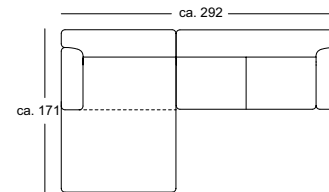
Footstool



Back cushion



Combination examples:



ASS-PSZ 318/120 le
ASO 318/172 ri

*These elements are only shown in the left version. They are also available in the right version.