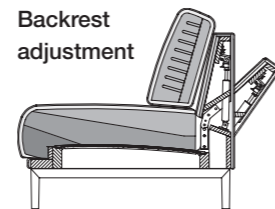
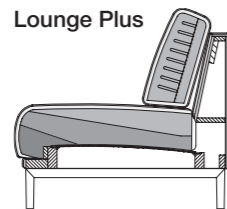
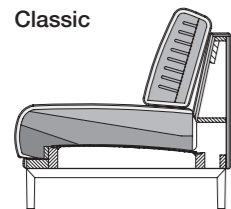


Technical part



- // Wooden inner frame
- // Nosag spring support
- // Seat in high-quality cold foam, built up in coordinated layers varying in height and firmness, with a polyester nonwoven cover
- // Back pad made from polyurethane foam
- // Back cover quilted with polyester fleece
- // Options:
The back can be steplessly adjusted down to the relax position
- // Backrest cushions made of polyurethane foam covered with a fleece/foam composite pad
- // Choice of two seat heights: 43 cm or 46 cm
- // Circular tubular base metal
 - › Smooth steel matt chrome
- // Metal brace, options:
 - › Steel, fine structure, powder-coated, matt, RAL 9017 traffic black
 - › Steel, fine structure, powder-coated, matt, RAL 7022 umbra grey
 - › Steel high-gloss chrome
- › Steel, fine structure, powder-coated, matt, RAL 7022 umbra grey
- › Steel high-gloss chrome
- // Wood brace, colorless painted, options:
 - › Oak
 - › Oak black pigmented
 - › Amercian walnut
- // Metal skid, options:
 - › Steel, fine structure, powder-coated, matt, RAL 9017 traffic black
 - › Steel, fine structure, powder-coated, matt, RAL 7022 umbra grey
 - › Steel high-gloss chrome
- // Side sections to floor have plastic glides
- ! Due to the way the furniture is designed, and its comfort level, some wrinkles and sitting pressure indentations are inevitable, even in top quality Rolf Benz upholstered furniture. All dimensions are approximate.

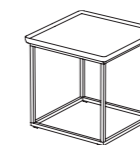
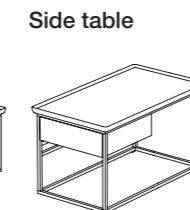
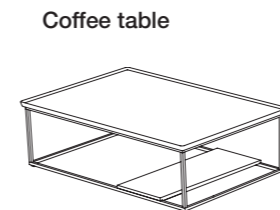


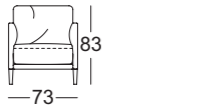
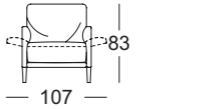
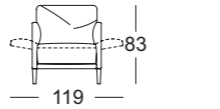
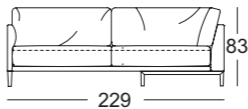
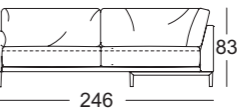
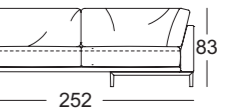
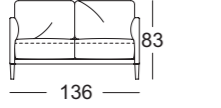
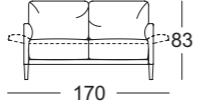
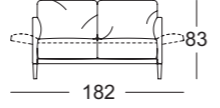


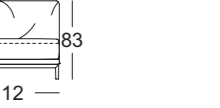
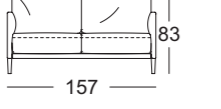
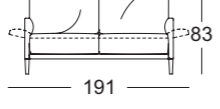
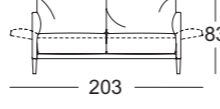
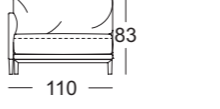


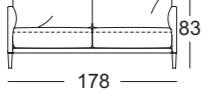
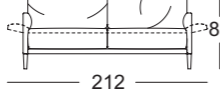
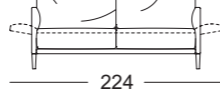
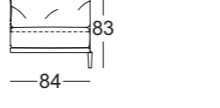

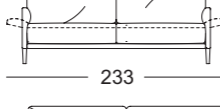

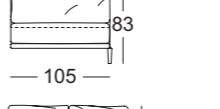
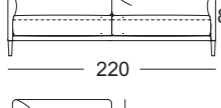
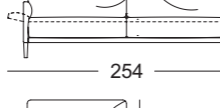

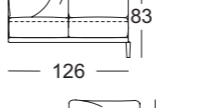
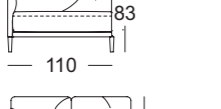

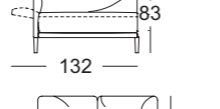

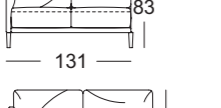
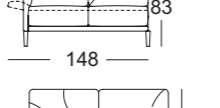


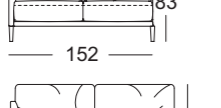


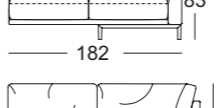
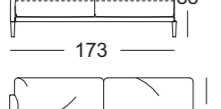
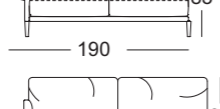
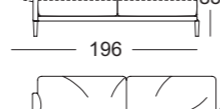
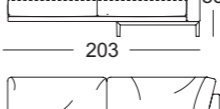
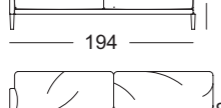
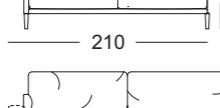


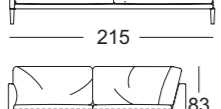
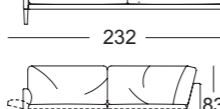
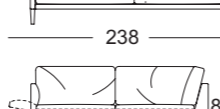

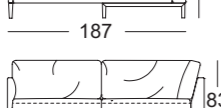
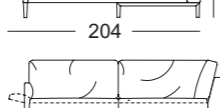
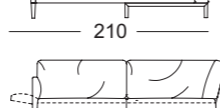

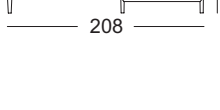
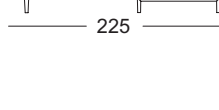
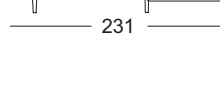
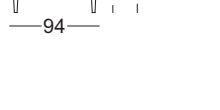
Matching



Rolf Benz **934**

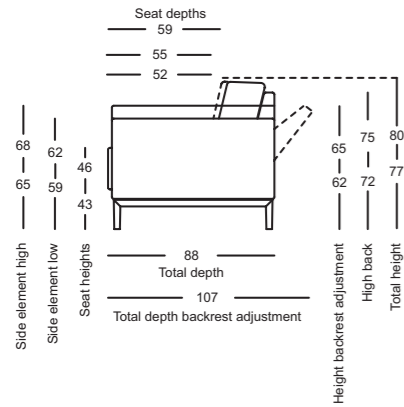
- // Coffee and side table matches range Rolf Benz CARA
- // Dimensions:
 - Coffee table:
Height 36 cm: 80 x 80 cm or 120 x 80 cm;
base plate 20 mm (optional): 76 x 31 cm
 - Side table:
Height 44 cm: 80 x 45 cm (optionally with drawer) or 45 x 45 cm;
height 34 cm: 45 x 45 cm
- // Table top:
 - Coffee table and side table:
Solid wood, clear varnish:
 - › Oak
 - › Oak, black pigmented
 - › Amercian walnut
 - Side table: Natural stone in leather finish:
 - › Graphite brown
 - › Carrara
- // Frame: Smooth steel, painted, matt:
 - › RAL 9017 Traffic black
 - › RAL 7022 Umbra grey
- // Base plate: Natural stone in leather finish:
 - › Graphit Brown
 - › Carrara
- // Drawer: MDF painted, matt:
 - › RAL 9017 Traffic black
 - › RAL 7022 Umbra grey
- Please note: The drawer colour is the same as the frame colour.
- // With the matching cushion 45 x 45 cm, the side table can be also used as footstool



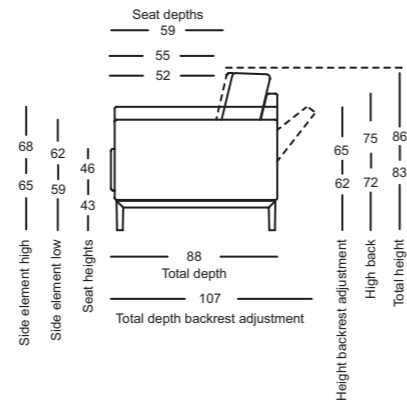
	Side element low or high	Adjustable side element low	Adjustable side element high		Side element low or high	Adjustable side element low	Adjustable side element high
H-SE CARA/SB 63				H-E-ASO CARA/SB 210			
H-SOB CARA/SB 126				H-ASS-PSZ CARA/SB 84			
H-SOB CARA/SB 147				H-ASS-PSZ CARA/SB 105			
H-SOB CARA/SB 168				H-ASE CARA/SB 84		-	-
H-SOB CARA/SB 189				H-ASE CARA/SB 105		-	-
H-SOB CARA/SB 210				H-ARB CARA/SB 126		-	-
H-ASS CARA/SB 105				H-ARB-PSZ-SRV CARA/SB 137		-	-
H-ASO CARA/SB 126				H-ARB-PSZ CARA/SB 168		-	-
H-ASO CARA/SB 147				H-E-ARB CARA/SB 168		-	-
H-ASO CARA/SB 168				H-E-ARB CARA/SB 189		-	-
H-ASO CARA/SB 189				H-E-ARB CARA/SB 210		-	-
H-ASO CARA/SB 210				H-EPT CARA/SB 73		-	-
H-E-ASO CARA/SB 168				HCK CARA		-	-
H-E-ASO CARA/SB 189				PB CARA		-	-

Technical part

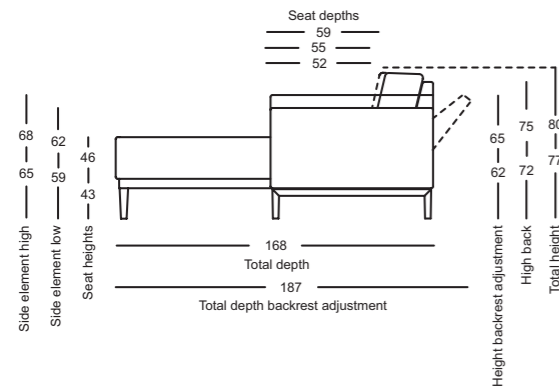
Low back cushion:



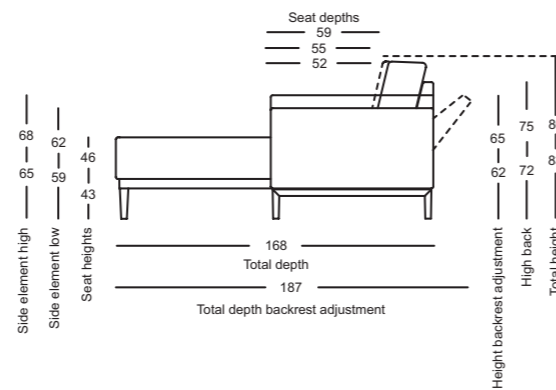
High back cushion:



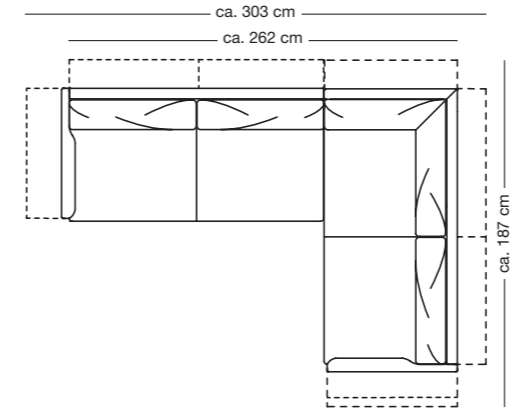
H-ASS-PSZ-CARA low back cushion:



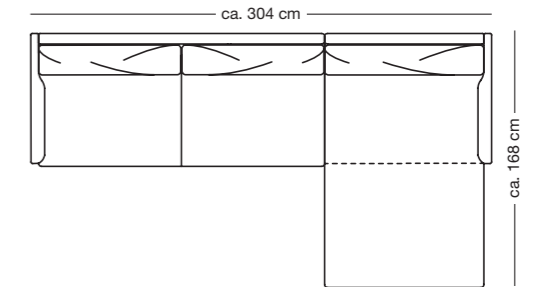
H-ASS-PSZ-CARA high back cushion:



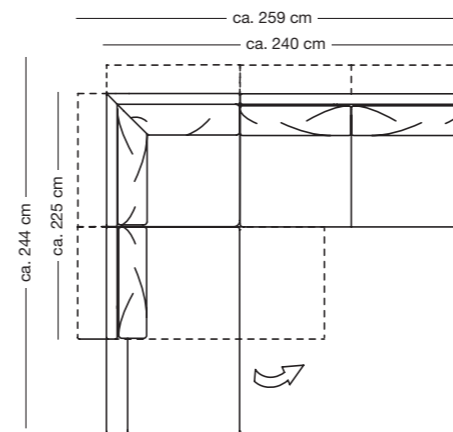
Combination examples



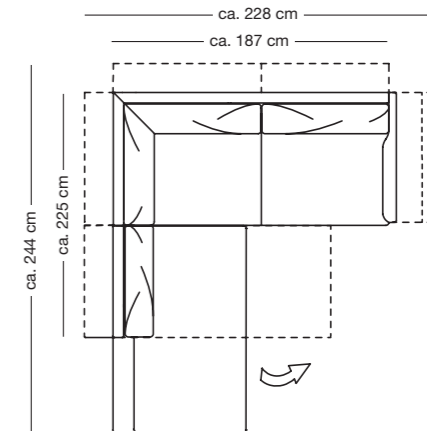
H-ASO/RV 009 CARA SB 168 le.
H-E-ASO/RV 009 CARA SB 168 ri.



H-ASO 009 CARA SB 189 le.
H-ASS-PSZ 009 CARA SB 105 ri.



H-ARB-PSZ/SRV 009 CARA 137 le.
H-EPT 009 CARA SB 73
H-ASO/RV 009 SB 147 ri.



H-ARB-PSZ/SRV 009 CARA 137 le.
H-E-ASO/RV 009 CARA 168 ri.

The specified seat height dimensions are measured at the front edge of the seat upholstery. The measurements are approximate. Due to the soft nature of the materials, measurements for upholstered furniture can never be exact. The seat height can vary due to the different elasticity properties of the cover fabric, different padding structures and due to utilization characteristics.

All technical specifications relevant to the furniture ranges are correct at the time of publication. Subsequent modifications are possible. Colours may differ slightly for technical printing reasons. Please see the samples in store.