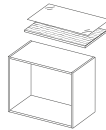


culus, culbus pure and filigno living



culus

Details which are typical for TEAM 7 such as slot-and-pin connections for the frame and base, finger-jointed drawer and solid wood fronts sorted by hand highlight the quality of the craftsmanship of the entire **culus** range. The 25 mm thick top board emphasises the solid construction of the **culus** range. A glass table top can also be selected as an option. The modular cabinet system can be individually configured with 15 heights, 6 widths and 4 depths.



top board



solid wood (2.5 cm)



coloured glass (0.4 cm)

fronts



solid wood*



coloured glass/
glass on frame



frame with centre
panel glass (not
coloured glass)

handles



flap handle
wood
for wood front



flap handle
stainless
steel for
wood front



flap handle
stainless
steel for
glass front



touch fitting



stainless
steel knob
for wood front

bases and wall mounts



plinth
h 4.6 cm



recessed
plinth
h 4.6 cm



wall mount up
to grid depth
45.9 cm

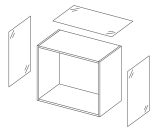


slide incl.
wooden frame
h 12.6 cm
(gloss or matt)



culus pure

The central design feature of the **culus pure** living range is the delicate coloured glass which surrounds the fronts like a passe-partout frame. The fine glass edges and recessed plinth provide a light, floating visual appearance. The glass sides can be easily exchanged using special connection adapters developed and patented by our engineers. The modular **culus pure** cabinet system with 15 heights, 6 widths and 4 depths can be configured to suit your needs.



top board



coloured glass (0.4 cm)

fronts



solid wood*



coloured glass
on frame

handles



flap handle
wood
for wood front



flap handle
stainless
steel for
wood front



flap handle
stainless
steel for
glass front



touch fitting

bases and wall mounts



recessed
plinth
h 4.6 cm



wall mount up
to grid depth
45.9 cm



culus pure
slide h 14 cm
(gloss, stainless
steel finish,
matt bronze,
matt black)

gh grid height | gw grid width | gd grid depth

h height | w width | l length | d depth all measurements in cm | approx. measurements

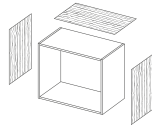
No responsibility accepted for changes, errors, misprints and typographic errors.

TEAM 7



filigno

filigno living is particularly clear and structured. The design is inspired by a passionate determination to showcase the wood itself, in the form of slender, 12 mm three-layer panels. With refinement, elegance and modernity, **filigno** offers a lot of leeway for various design styles, from simple and elegant to flexible and young. 15 heights, 6 widths and 4 depths allow numerous planning options.



top board



solid wood (1.2 cm)

fronts



solid wood**



coloured glass
on frame



ceramic

handles



wooden handle
for wood front



touch fitting

bases and wall mounts



recessed
plinth
h 4.6 cm



wall mount up
to grid depth
45.9 cm



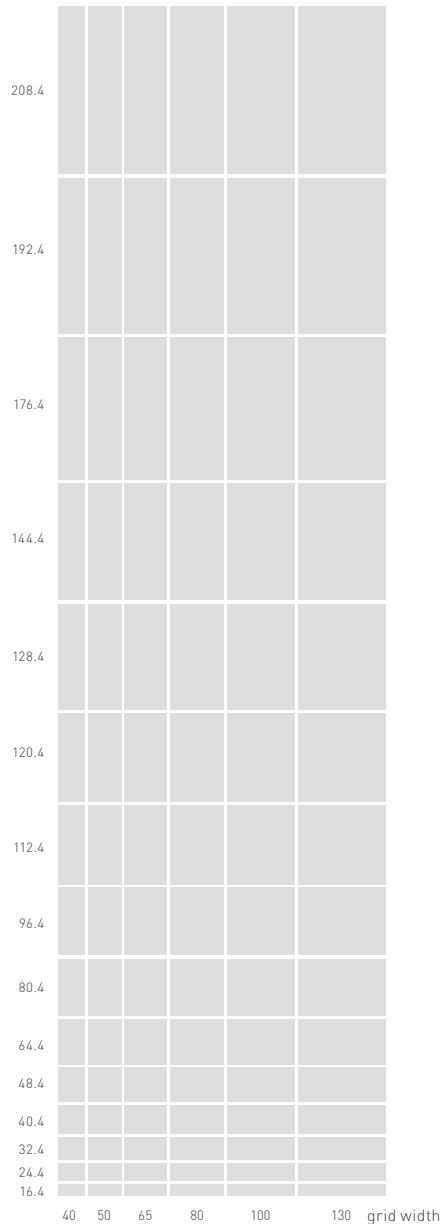
wooden panel
h 20 cm
up to grid depth
39.5 and 45.9 cm



metal framed
base
h 20,5 cm

NEW

grid height



grid depth: 55.5 | 45.9 | 39.5 | 33.1

cubus, cubus pure and filigno body-system

types of wood: alder, beech, beech heartwood, oak, wild oak, venetian oak (only for **cubus pure** and **filigno**), cherry, walnut, wild walnut, oak white oil, wild oak white oil
wild wood version only available for fronts

glass colours: see last page

ceramic colours (only filigno): see last page

shelves: solid wood or glass

drawers: full extension in metal and quiet self-closing mechanism

touch fitting: for flaps and drawers, height 16.4 cm, 24.4 cm, 32.4 cm

***cubus** and **cubus pure:** vertical woodgrain on doors, horizontal on drawers/flaps

****filigno:** vertical or horizontal woodgrain possible for doors, drawers and flaps

gh grid height | gw grid width | gd grid depth

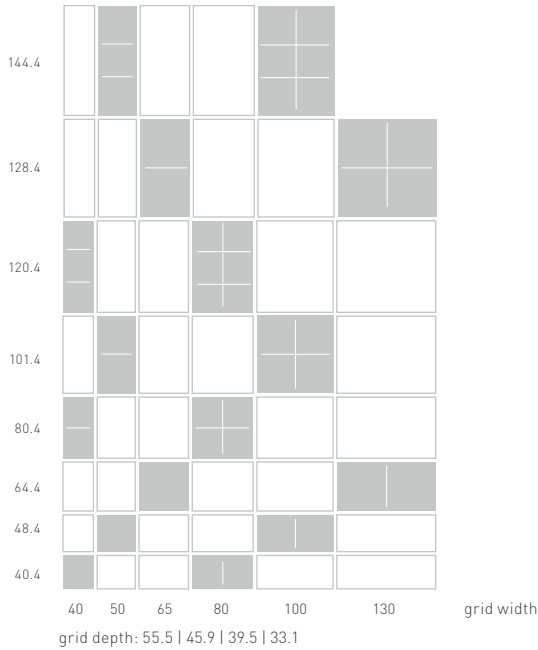
h height | w width | l length | d depth all measurements in cm | approx. measurements

No responsibility accepted for changes, errors, misprints and typographic errors.

cubus quadrat, cubus pure quadrat and filigno quadrat

cubus quadrat fronts: solid wood (horizontal woodgrain) or coloured glass
cubus pure quadrat fronts: solid wood (horizontal woodgrain) or coloured glass
filigno quadrat fronts: solid wood (horizontal or vertical woodgrain), coloured glass or ceramic

grid height




filigno console

Home entertainment systems are getting ever smaller, reducing the need for the traditional storage space in wall units. The **filigno** console picks up on this trend. At just 12.4 cm in height, it is pared back to the essentials, resulting in a neat, contemporary aesthetic.

top: solid wood [1.2 cm], up to 320 cm continuous length possible
front: solid wood, coloured glass, ceramic
glass colours: see last page
ceramic colours: see last page
handles: touch fitting, wooden handle (only for wood front)
types of wood: alder, beech, beech heartwood, oak, wild oak, venetian oak, cherry, walnut, wild walnut, oak white oil, wild oak white oil
 wild wood version and venetian oak only available for fronts
 Can only be suspended.

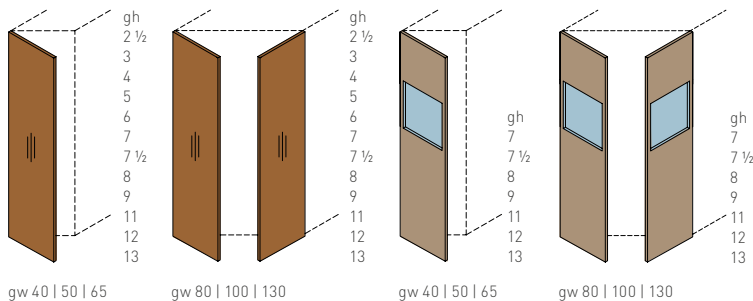
grid height 12.4



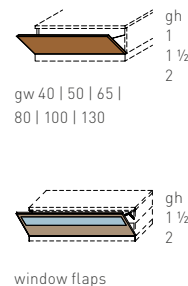
cubus, cubus pure and filigno

Units can be equipped with a free choice of various components (hinged door, drawers, flaps).

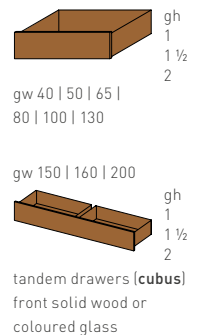
single doors/double doors/doors with viewing panel



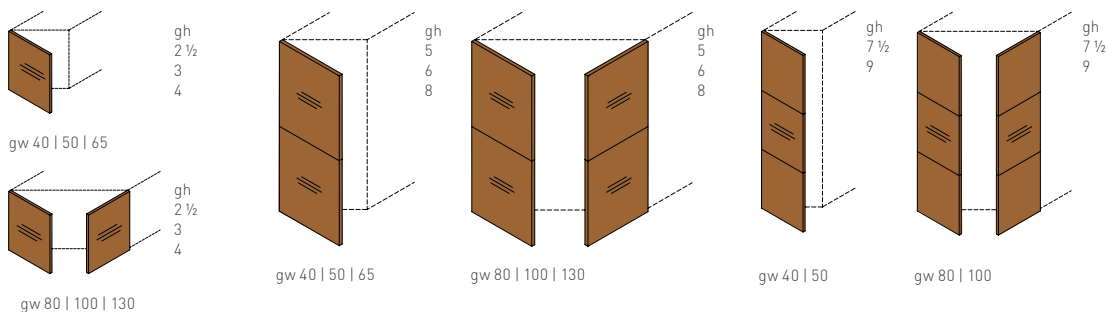
flaps



drawers



quadrat single doors/pairs of doors



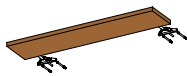
gh grid height | gw grid width | gw grid depth

h height | w width | l length | d depth all measurements in cm | approx. measurements

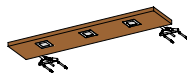
No responsibility accepted for changes, errors, misprints and typographic errors.

TEAM7

shelves



BOST



BOSTB

wall shelf without and with lighting

lighting: adjustable round LED spot or fixed square LED spot

types of wood: alder, beech, beech heartwood, oak, wild oak, venetian oak, cherry, walnut, wild walnut, oak white oil, wild oak white oil

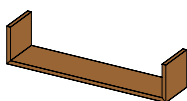
thickness: 2.5 or 4.9 cm

BOST:

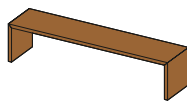
w	30-80 80.1-180 180.1-250
d	18.2 21.5

BOSTB:

w	30-80 80.1-180 180.1-250
d	21.5



UBHO



U-shelf

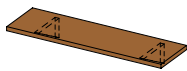
position per side: top or bottom

types of wood: alder, beech, beech heartwood, oak, cherry, walnut, oak white oil

thickness: 1.6 cm

height: 18 cm

w	40 50 65 80 100 130
d	18.2 21.5



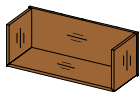
KOB

bracket shelf

types of wood: alder, beech, beech heartwood, oak, wild oak, venetian oak, cherry, walnut, wild walnut, oak white oil, wild oak white oil

thickness: 2.5 cm

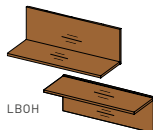
w	40 50 80 100 120 130 150 160 200 240
d	29



UBOH



CBOH



LBOH

U-shelf 1.2 cm | C-shelf 1.2 cm | L-shelf 1.2 cm

types of wood: alder, beech, beech heartwood, oak, wild oak, cherry, walnut, wild walnut, oak white oil, wild oak white oil

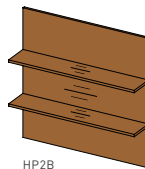
thickness: 1.2 cm

height: 24.4 cm | 32.4 cm | 40.4 cm

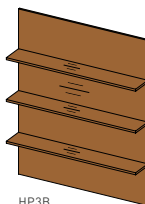
sides for L-shelf: top or bottom

w	65 80 100 130
d	21.5

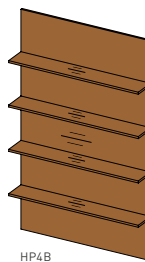
wooden panels



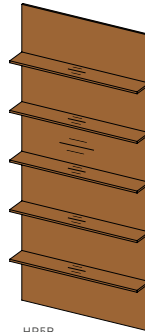
HP2B



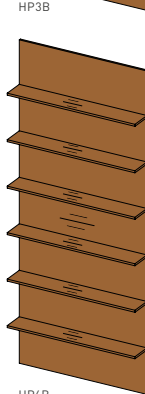
HP3B



HP4B



HP5B



HP6B

wooden panel with 2, 3, 4, 5 or 6 shelves

types of wood: alder, beech, beech heartwood, oak, wild oak, cherry, walnut, wild walnut, oak white oil, wild oak white oil
wild wood version only available for panel/back panel

lighting: Can be provided on 1, 2, 3 and 4 sides.

Available for wooden panel with 4, 5 or 6 shelves: The back panel is divided for panels with a height of 129.6 cm or more.

depth: 21.5 cm

HP2B:

w	40 50 65 80 100 130
h	64.4 80.4 96.4 112.4

HP3B:

w	40 50 65 80 100 130
h	80.4 96.4 112.4 120.4 128.4 144.4

HP4B:

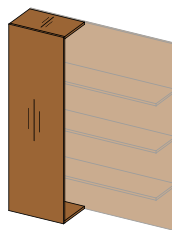
w	40 50 65 80 100 130
h	112.4 120.4 128.4 144.4 160.4 176.4 192.4

HP5B:

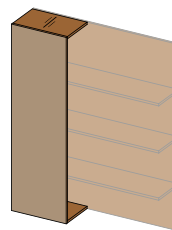
w	40 50 65 80 100 130
h	144.4 160.4 176.4 192.4 208.4

HP6B:

w	40 50 65 80 100 130
h	144.4 160.4 176.4 192.4 208.4



STHHP



STGHP | STKHP

side section for wooden panel with shelves

front: solid wood, coloured glass or ceramic

glass colours: see last page

ceramic colours: see last page

types of wood: alder, beech, beech heartwood, oak, cherry, walnut, oak white oil

position: left, right or middle

depth: 20.3 cm

w	30 40 50
h	64.4 80.4 96.4 112.4 120.4 128.4 144.4 160.4 176.4 192.4 208.4

design elements



design elements

The design elements are open units made of pure solid wood, which integrate perfectly into the TEAM 7 element system. Whether as a free-standing suspended solo piece, or combined with or flush-mounted in sideboards, dressers, wall units, and kitchens, the design elements offer space to present decorative accessories – similar to a display case.

The display-cabinet character can be accentuated with optional all-glass doors. These hinged doors are made of transparent glass, available in clear glass, smoked glass, frosted glass or palladium. The back panel of the design element is available in a choice of coloured glass or wood.

front



all-glass door

handles



flap handle
stainless steel
for glass front



touch
fitting

top boards



coloured glass
(0.4 cm)



solid wood
(2.5 cm)



without top board

bases and wall mounts



recessed
plinth
h 4.6 cm



wall mount up
to grid depth
45.9 cm

shelf back board



wood grain
upright



wood grain
horizontal



coloured glass

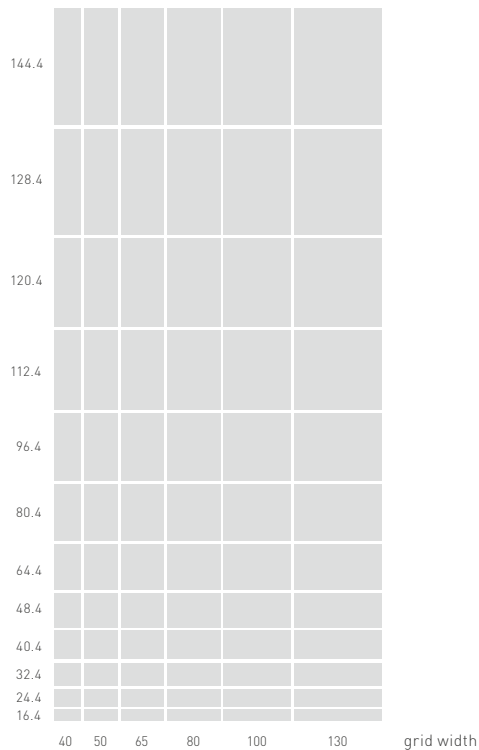
gh grid height | gw grid width | gd grid depth

h height | w width | l length | d depth all measurements in cm | approx. measurements

No responsibility accepted for changes, errors, misprints and typographic errors.

TEAM 7

grid height



grid depth: 55.5 | 45.9 | 39.5 | 33.1 | 23.5

design elements

top board: solid wood, coloured glass or without cover panel

front: all-glass door (clear glass, smoked glass, palladium or frosted glass)

types of wood: alder, beech, beech heartwood, oak, cherry, walnut, oak white oil

shelf back board: solid wood (grain upright or horizontal), coloured glass

glass colours: see last page

handles: flap handle stainless steel, touch fitting

wall mount: recessed plinth, wall mount



partition modules

At the smallest element depth (25.8 cm), partition modules and a divisions rod encased in leather can be manoeuvred freely to provide a simple structure to the interior. These partition modules can be arranged or combined in any way you wish.



leather divisions

lighting

The design elements can be supplemented with dimmable LED lighting upon request. Here you can choose between round, adjustable spotlights and square, flush-fitting lights.



gh grid height | gw grid width | gd grid depth

h height | w width | l length | d depth all measurements in cm | approx. measurements

No responsibility accepted for changes, errors, misprints and typographic errors.

TEAM7

types of wood

Unless stated otherwise, all wooden surfaces are finished with pure natural oil.
A detailed list of the wood types available for this product can be found on the pages 1-6.



alder

beech

beech heartwood

oak

wild oak*

venetian oak**



cherry

walnut

wild walnut*

oak white oil

wild oak white oil*

coloured glass

glossy or matt | glass surfaces in a colour of your choice (see available colours on NCS colour charts, surcharge applies)



white (optiwhite)

sand (optiwhite)

pebble (optiwhite)

taupe (optiwhite)

sludge (optiwhite)

dark brown



medium grey
(optiwhite)

anthracite

black

pearl (matt only)

bronze (matt only)

steel (matt only)

ceramic



arctic white

phedra

cement

iron moss

basalt black

colour patterns

Wood is one of the most noble, beautiful and versatile natural products we have. Every piece of wood is unique. Differences in colour are a result of the wood's structure and place of origin. Similarly, the age of the piece of furniture will determine its colour, as natural factors in your home's environment (e.g. sunlight) can change the surface colour. When your order specifies a particular colour, we do our best to match it. But minor variations in wood, leather, fabric, glass and ceramic are inevitable. An exact colour match will never be possible.

*wild wood versions only available on fronts and table tops

**venetian oak is only available on fronts